

CEPF Quarterly Report
Income Statement for 3 Months Ending 09/30/24

<i>Revenue - CEPF</i>	<i>Current Year</i>
Contributions	197,755
European Union	-
Gain/(Loss) on EU Foreign Exchange ¹	200,188
Gain/(Loss) on KFW Foreign Exchange ¹	(7,726)
Gain/(Loss) on Audemars-Watkins Foreign Exchange ¹	5,293
Regional Donors ⁶	-
Bank Interest Earned	-
Total Revenue	197,755

<i>Grants by hotspot</i>	<i>Grants Awarded²</i>			<i>Payments on Grants³</i>		
	<i>07/01/24 - 09/30/24</i>			<i>07/01/24 - 09/30/24</i>		
Hotspot	FY25 Approved Spending Plan	Actual YTD	%	FY25 Approved Spending Plan	Actual YTD	%
Caribbean 2	2,000,000	149,600	7%	2,200,000	1,050,850	48%
Cerrado 2	4,000,000	-	0%	2,400,000	-	0%
Coastal Forests of Eastern Africa	850,000	-	0%	200,000	-	0%
Guinean Forests of West Africa 3	1,500,000	-	0%	800,000	-	0%
Indo-Burma 3	2,000,000	(26,391)	-1%	3,360,079	866,287	26%
Madagascar & Indian Ocean Islands 2	5,200,000	716,394	14%	3,040,000	861,526	28%
Mediterranean 2	-	(0)	0%	190,000	145,501	77%
Mediterranean 3	3,600,000	-	0%	800,000	-	0%
Mountains of Central Asia	-	-	0%	1,050,000	376,419	36%
Tropical Andes 3	8,000,000	578,444	7%	5,000,000	214,932	4%
Wallacea 2	-	-	0%	220,000	83,523	38%
Total Grants	27,150,000	1,418,047	5%	19,260,079	3,599,038	19%

<i>Operational Costs</i>	<i>Spending plan</i>	<i>Actual YTD</i>	<i>%</i>
Operating Costs	3,940,750	713,867	18%
Management Fee	654,832	129,225	20%
Total Operations	4,595,582	843,092	18%

<i>Preparation</i>			<i>%</i>
Total Preparation	800,000	66,952	8%

<i>Special Projects</i>			<i>%</i>
Fundraising	-	-	0%
Website maintenance & support	-	-	0%
Total Special Projects	-	-	0%

Total Expense	32,545,582	2,328,091	7%
----------------------	-------------------	------------------	-----------

Fund Balance at 09/30/24

Cash and cash equivalents	5,304,232
Accounts Receivable ⁵	71,474,251
Audemars-Watkins	47,582
Conservation International	1,966,873
European Union	10,531,037
Fondation Franklinia	600,000
Fondation Hans Wilsdorf	13,000,000
l'Agence Française de Développement	31,000,000
KFW	6,404,437
Government of Japan (World Bank)	7,924,321
Grants Payable	(16,702,962)
Due (to)/from CI	(521,898)
Total Fund Balance	59,553,623

¹ Gain/(Loss) on Foreign Exchange: Total change and rates by funder: EU (AFD administered) gain of 425,849.04 from 06/30/2024 to 09/30/24 of 1.07115 to 1.11629, cumulative multi-year gain of 446,320.44; KFW gain of \$258,979.56 from 06/30/24 to 09/30/24 of 1.07115 to 1.11629 cumulative multi-year loss of \$7,725.97; Audemars-Watkins gain of \$3,083.60 from 06/30/24 to 09/30/24 of 1.11246 to 1.18955, cumulative multi-year gain of \$5,292.66.

² Grants Awarded: Amounts are reported based on the countersignature date of the award. Negative amounts represent grant deobligations.

³ Payments on Grants: Includes payments on grants awarded in prior years.

⁴ Upgrade of CEPF grant management system approved by Donor Council in January 2014.

⁵ Accounts Receivable, Dates & Amounts: AFD GCF \$31 million (Disbursement \$7,000,000 was received on 2/25/22, Drawdown \$7 million in year 3, year 5, year 7 & year 9); KFW €700,000 (Disbursement €700,000 (\$693,350) was received on 11/09/22, €562,748 (\$594,486.99) was received on 2/15/24, year 2 - €2,004,500, year 3 - €2,004,500, year 4 - €1,728,252); Audemars-Watkins 400,000 CHF (Disbursement 180,000 CHF (\$194,472.86) was received on 1/30/23, 180,000 CHF (\$196,777.80) - 4/4/24, 40,000 CHF - upon approval of the final report; Fondation Franklinia \$1,000,000 (Initial payment-\$400k was received on 11/13/23, 2nd payment-\$300k, 3rd payment-\$300k); (CI Project Agency) is invoiced quarterly based on cash projection; AFD EU €9,433,962 (First Drawdown €3,760,000, 2nd and remaining drawdown shall be paid accordance with the same conditions as the previous advance; Fondation Franklinia \$15,100,000 (\$2,100,000 was received on 1/31/2024).

⁶ Regional Donors: Synchronicity Earth \$150,000 for Indo-Burma 3; Margaret A. Cargill Philanthropies an amendment \$1,000,000 for Indo-Burma 3; Fondation Franklinia \$1000,000 for MADIO II; Fondation Hans Wilsdorf \$15,100,000 for Guinean Forests of West Africa III, Mediterranean Basin III and Organizational Development.

Summary of Available Resources as of 09/30/24

Revenue to Date	449,340,585	
Expenses to Date	389,786,962	
Fund Balance		59,553,623

Allocated to:

Preparation	-	
Approved Hotspots ³	56,528,817	
Future Operations Costs	3,105,594	
Special Projects	165,344	
Available for Investment (Secured Funds) ²		(246,132)

Pledged Funds ¹ :	15,000,000	
Operations Costs	2,250,000	
Preparation	-	
Balance for Investment (Pledged Funds)		12,750,000

Total Available for Investment - secured and pledged funds	12,503,868
Total Available Resources - secured and pledged funds	74,553,623

² The secured funds available for investment are fully allocated to planned activities.

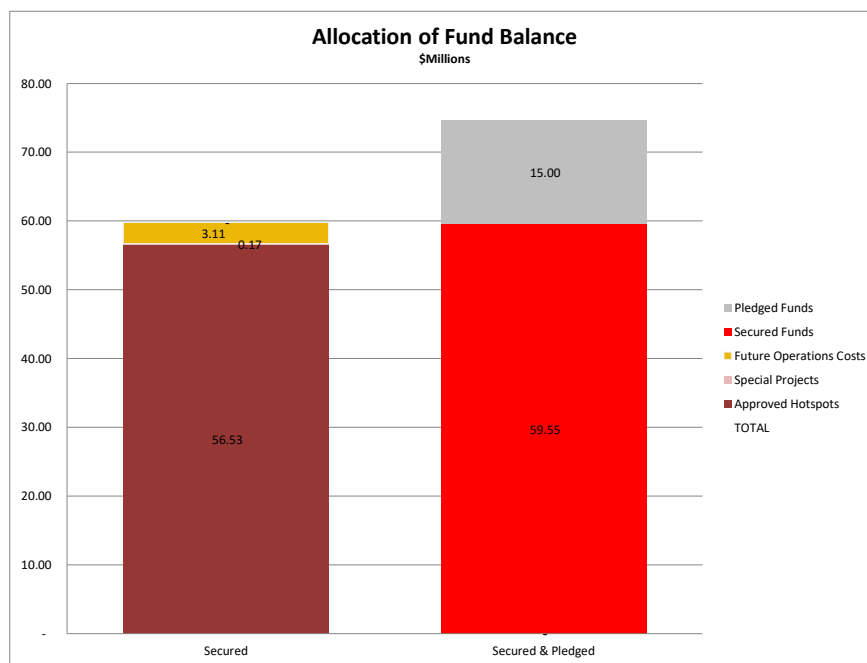
³ Approved 11.8 million spending authority in Caribbean Islands II hotspot

³ Approved 2.5 million spending authority in Indo-Burma III hotspot

³ Approved 14.1 million spending authority in Madagascar and the Indian Ocean Islands II. Pending spending authority approval (16.4 million) for Ecosystem-based Adaptation in the Indian Ocean Islands hotspot upon ecosystem profile approval by the Donor Council.

³ Pending spending authority approval in Wallacea II hotspot for total amount of \$590k

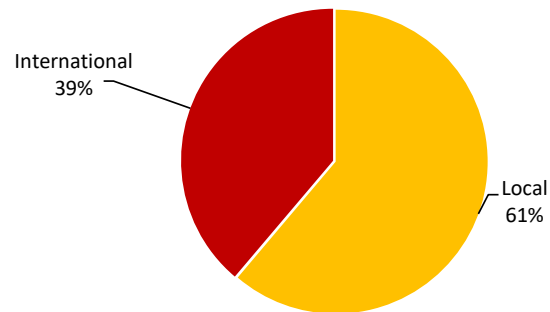
³ Pending spending authority approval in Coastal Forests of Eastern Africa; Guinean Forests of West Africa III; Mediterranean Basin III; Madagascar and the Indian Ocean Islands II.



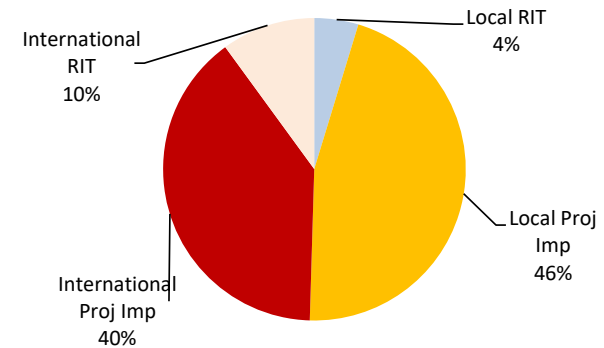
CEPF Phase II & III Grant Portfolio as of 09/30/24

Number of Grantees:	1,105
Amount Granted (US \$000s):	\$ 209,278

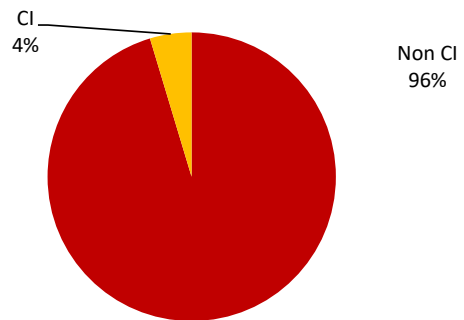
Number Grantees, Local vs International



\$ to Grantees, Local vs International



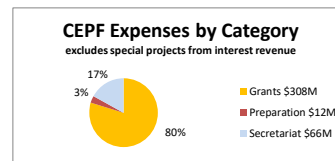
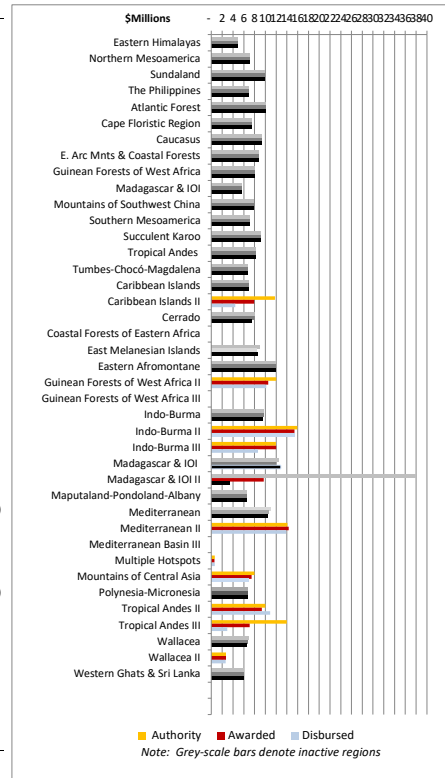
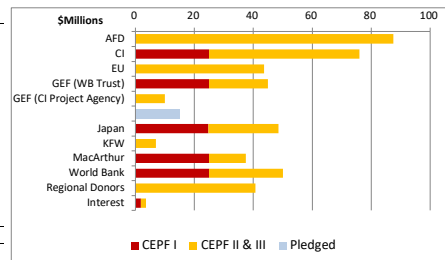
Non-CI vs CI Granting



CEPF Quarterly Report
Income Statement from Inception to 09/30/24 (US \$000s)

<i>Revenue</i>	<i>CEPF I</i>	<i>CEPF II & III</i>	<i>Total</i>	<i>Pledged</i>
l'Agence Française de Développement	0	87,485	87,485	0
Conservation International	25,000	51,000	76,000	0
European Union	0	43,680	43,680	0
Global Environmental Facility (WB Trust)	25,000	20,000	45,000	0
Global Environmental Facility (CI Project Agency) ²	0	10,000	10,000	0
Government of Canada	0	0	0	15,000
Government of Japan	24,750	23,775	48,525	0
KFW	0	6,922	6,922	0
MacArthur Foundation	25,000	12,425	37,425	0
The World Bank	25,000	25,000	50,000	0
Regional Donors ¹	0	40,730	40,730	0
Interest earned	1,871	1,702	3,572	0
Total Revenue to Date	126,621	322,720	449,341	15,000

<i>Expense</i>	<i>CEPF I</i>	<i>CEPF II & III</i>	<i>Total</i>	<i>Total</i>	<i>CEPF II & III</i>
<i>Grants by hotspot</i>	<i>Awarded</i>	<i>Awarded</i>	<i>Awarded</i>	<i>Disbursed</i>	<i>Balance</i>
CEPF I only					
Eastern Himalayas	4,883	0	4,883	4,883	0
Northern Mesoamerica	7,079	0	7,079	7,079	0
Sundaland	9,901	0	9,901	9,901	0
The Philippines	6,970	0	6,970	6,970	0
CEPF I and CEPF II consolidation					
Atlantic Forest	7,615	2,395	10,010	10,010	0
Cape Floristic Region	5,966	1,585	7,551	7,551	0
Caucasus	8,298	990	9,288	9,288	0
E. Arc Mnts & Coastal Forests	7,064	1,726	8,790	8,787	0
Guinean Forests of West Africa	6,165	1,907	8,073	8,073	0
Madagascar & IOI	4,170	1,386	5,556	5,556	0
Mountains of Southwest China	6,535	1,351	7,886	7,888	0
Southern Mesoamerica	5,411	1,636	7,047	7,047	0
Succulent Karoo	7,834	1,387	9,221	9,221	0
Tropical Andes	6,130	2,157	8,287	8,287	0
Tumbes-Chocó-Magdalena	4,952	1,846	6,798	6,798	0
Consolidation (unallocated)	0	0	0	0	56
CEPF II and CEPF III					
Caribbean Islands	0	6,873	6,873	6,874	27
Caribbean Islands II	0	7,928	7,928	4,429	3,872
Cerrado	0	7,941	7,941	7,526	59
Coastal Forests of Eastern Africa	0	0	0	0	827
East Melanesian Islands	0	8,502	8,502	8,533	498
Eastern Afromontane	0	11,975	11,975	11,962	25
Guinean Forests of West Africa II	0	10,544	10,544	10,198	1,456
Guinean Forests of West Africa III	0	0	0	0	6,250
Indo-Burma	0	9,657	9,657	9,539	0
Indo-Burma II	0	15,436	15,436	15,559	530
Indo-Burma III	0	12,045	12,045	8,641	(87)
Madagascar & IOI	0	12,011	12,011	12,862	529
Madagascar & IOI II	0	9,729	9,729	3,464	28,213
Maputaland-Pondoland-Albany	0	6,647	6,647	6,638	3
Mediterranean	0	10,601	10,601	10,566	416
Mediterranean II	0	14,322	14,322	13,883	(242)
Mediterranean Basin III	0	0	0	0	5,750
Mountains of Central Asia	0	7,450	7,450	6,936	550
Multiple Hotspots	0	533	533	646	67
Polynesia-Micronesia	0	6,829	6,829	6,829	0
Tropical Andes II	0	9,368	9,368	10,891	632
Tropical Andes III	0	7,087	7,087	2,958	6,913
Wallacea	0	6,690	6,690	6,635	160
Wallacea II	0	2,690	2,690	2,626	1
Western Ghats & Sri Lanka	0	6,055	6,055	6,016	22
Total Grants to Date	98,974	209,278	308,252	291,549	56,529
Other Expenses to Date					
Preparation	6,714	5,695	12,409		
GEF-PPG	0	200	200		
Special Projects	349	3,058	3,407		
Operations Costs	17,659	47,860	65,519		
Total Other Expenses to Date	24,722	56,813	81,535		
Total Expense	123,695	266,091	389,787		
Fund Balance			59,554		



¹ Regional donors include Bloomberg Vibrant Oceans Initiative, Walton Family Foundation, The Margaret A. Cargill Foundation, The Packard Foundation and The Nimick Forbesway Foundation for Wallacea 2; The Margaret A. Cargill Foundation and Synchronicity Earth for Indo-Burma; MAVA Foundation, Fondation Franklinia for Madagascar & Indian Ocean Islands II; The Prince Albert II of Monaco Foundation and Audemars-Watkins Foundation for the Mediterranean Basin; Fondation Hans Wilsdorf for Guinean Forests of West Africa, Mediterranean Basin 3 & Organizational Development and The Leona M. and Harry B. Helmsley Charitable Trust for Madagascar & Indian Ocean Islands and Myanmar.

² Full project value of \$10.682M, of which \$10M is direct support to CEPF program.