

CEPF Quarterly Report
Income Statement for 6 Months Ending 12/31/19

<i>Revenue - CEPF</i>	Current Year
Contributions	32,120,391
AFD	15,528,900
EU	13,603,500
Gain/(Loss) on EU Foreign Exchange ¹	(78,349)
Gain/(Loss) on AFD Foreign Exchange ¹	(109,300)
Gain/(Loss) on AFD GCF PPP Foreign Exchange ¹	(4,360)
Regional Donors ⁷	3,180,000
Bank Interest Earned ⁸	5,315
Total Revenue	32,125,706

<i>Grants by hotspot</i>	Grants Awarded² 07/01/19 - 12/31/19			Payments on Grants³ 07/01/19 - 12/31/19		
	FY20 Approved Spending Plan	Actual YTD	%	FY20 Approved Spending Plan	Actual YTD	%
Carribean 2	1,500,000	-	0%	100,000	-	0%
Cerrado	1,300,000	615,908	47%	2,390,000	1,075,205	45%
East Melanesian Islands	900,000	18,301	2%	1,100,000	536,846	49%
Eastern Afromontane	-	(738)	0%	610,000	300,013	49%
Guinean Forests of West Africa 2	1,300,000	1,345,629	104%	2,400,000	902,907	38%
Indo-Burma 2	-	18,864	0%	1,000,000	469,016	47%
Madagascar & Indian Ocean Islands 2	1,200,000	1,046,483	87%	1,620,000	1,280,175	79%
Mediterranean 2	2,500,000	1,584,264	63%	2,620,000	936,997	36%
Mountains of Central Asia	1,200,000	1,200,000	100%	280,000	-	0%
Multiple Hotspots	600,000	391,325	65%	300,000	139,243	46%
Tropical Andes 2	1,700,000	572,398	34%	1,500,000	1,497,868	100%
Wallacea	-	71,442	0%	860,000	719,633	84%
Total Grants	12,200,000	6,863,876	56%	14,780,000	7,857,905	53%

<i>Operational Costs</i>	Spending plan	Actual YTD	%
Operating Costs	3,048,346	1,456,653	48%
Management Fee	376,448	228,582	61%
Total Operations	3,424,793	1,685,235	49%

<i>Preparation</i>			%
Total Preparation	600,000	-	0%

<i>Donor-earmarked Activity</i>			%
Total Donor Earmarks	56,000	4,611	8%

<i>Special Projects</i>			%
Audit Fee	45,000	-	0%
Fundraising	15,343	6,820	44%
Special Events: CBD and RIT Exchange	48,000	-	0%
Grant Management System & Website ⁴	226,501	20,279	9%
Total Special Projects	334,844	27,098	8%

Total Expense	16,615,638	8,580,821	52%
----------------------	-------------------	------------------	------------

Fund Balance at 12/31/19

Cash and cash equivalents	33,943,389
Investments ⁵	-
Accounts Receivable ⁶	24,508,736
Conservation International	19,850,961
European Union	1,056,471
Global Environment Facility (CI Project Agency)	1,591,304
Margaret A. Cargill Philanthropies	1,550,000
MAVA Foundation	460,000
Grants Payable	(17,562,037)
Due (to)/from CI	(311,945)
Total Fund Balance	40,578,143

¹ Gain/(Loss) on Foreign Exchange: Total change and rates by funder: AFD funds (GCF PPP) loss of \$9,928 from 01/22/19 to 11/18/19 of 1.1370 to 1.0874; EU (AFD administered) loss of \$78,349 from 12/14/19 to 12/31/19 of 1.1092 to 1.1199; AFD loss of \$109,300 from 12/14/19 to 12/19/19 of 1.1092 to 1.1014.

² Grants Awarded: Amounts are reported based on the countersignature date of the award. Negative amounts represent grant deobligations.

³ Payments on Grants: Includes payments on grants awarded in prior years.

⁴ Upgrade of CEPF grant management system approved by Donor Council in January 2014. FY20 Budget increase approved by Donor Council in October 2019.

⁵ Investments: \$30M transferred to UBS investment account in December 2014 as approved by Donor Council in June 2014. The account was closed during the reporting period and the balance is now reflected in Cash and cash equivalents.

⁶ Accounts Receivable, Dates & Amounts: EU €943,396 (TBD based on spending levels); MACP \$1,550,000 (rec'd 01/15/20); MAVA \$460,000 (\$200,000 09/30/20, \$180,000 09/30/21, \$80,000 09/30/22); GEF (CI Project Agency) is invoiced quarterly based on cash projection. CI sponsors costs allocated to its funding directly from its operating account when expensed by CEPF.

⁷ Regional Donors: MAVA Foundation \$680,000 for Mediterranean; Margaret A. Cargill \$2,500,000 for IndoBurma.

⁸ Bank Interest Earned: Figure accounts for bank interest income net of fees and excludes unrealized gains/losses.

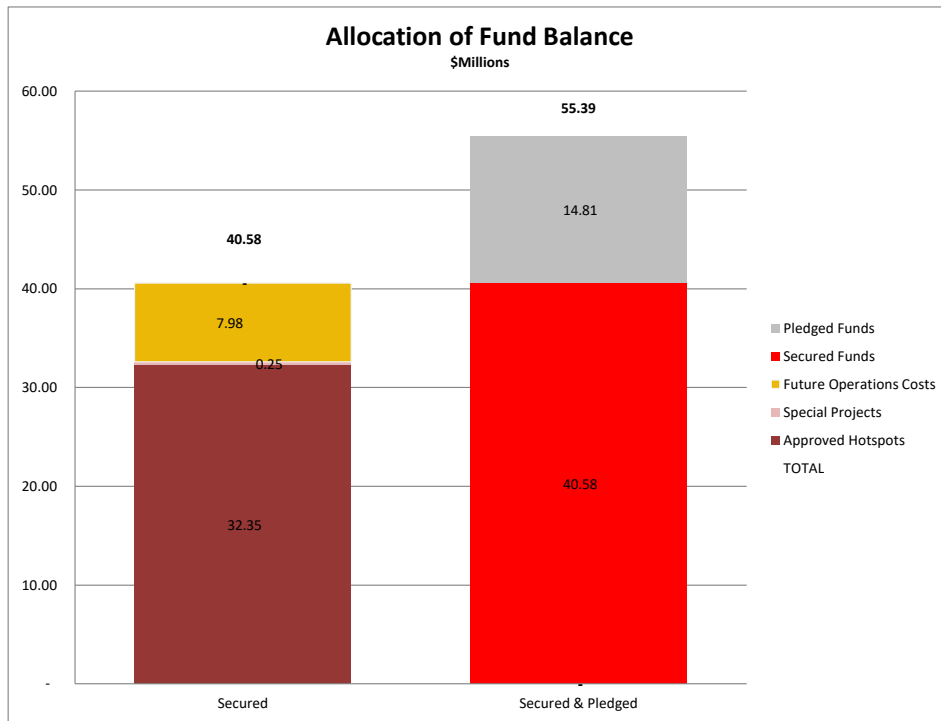
Summary of Available Resources as of 12/31/19

Revenue to Date	352,024,036	
Expenses to Date	311,445,893	
Fund Balance		40,578,143
Allocated to:		
Preparation	-	
Approved Hotspots ³	32,348,748	
Future Operations Costs	7,978,608	
Special Projects	250,788	
Available for Investment (Secured Funds)²		(0)
Pledged Funds ¹ :		
Operations Costs	14,813,000	
Preparation	2,221,950	
Balance for Investment (Pledged Funds)		12,591,050
Total Available for Investment - secured and pledged funds		12,591,050
Total Available Resources - secured and pledged funds		55,391,143

¹ Includes \$14,813,000 from the Government of Japan.

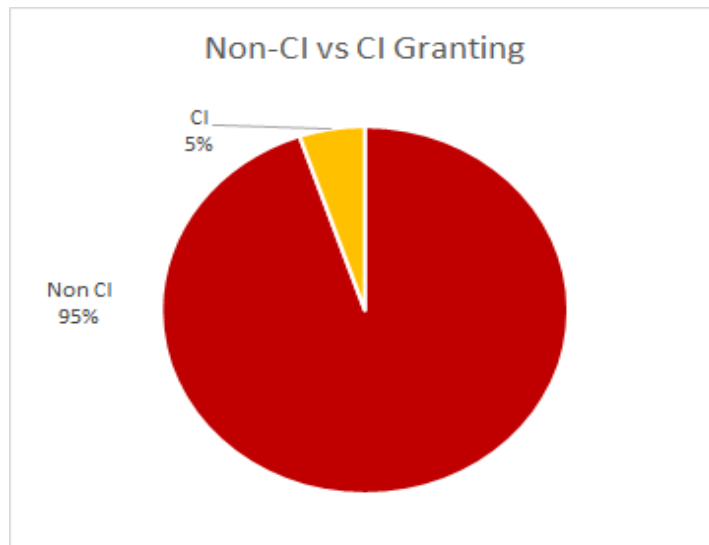
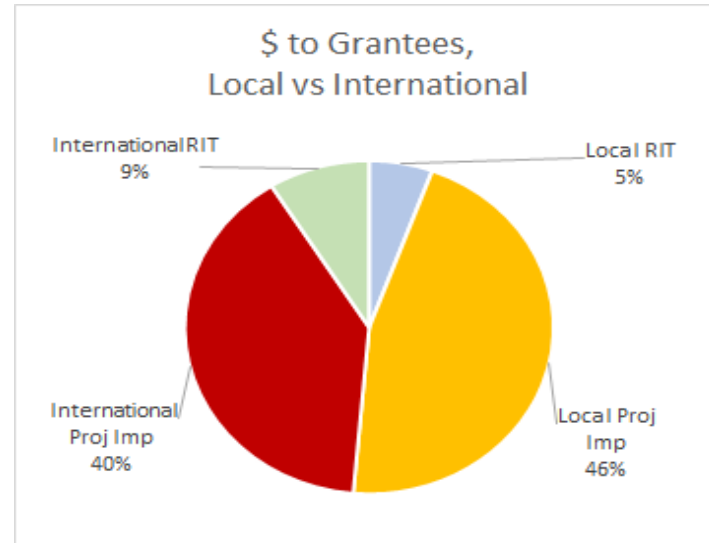
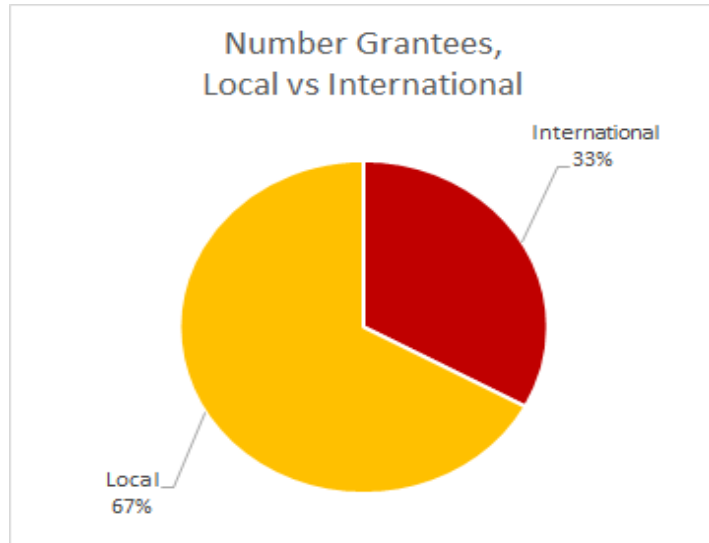
² The secured funds available for investment are fully allocated to planned activities.

³ Approved hotspots includes \$7,000,000 for Indo-Burma 3 and \$3,000,000 for Tropical Andes 2 approved at the 35th meeting of the Donor Council in October 2019.



CEPF Phase II & III Grant Portfolio as of 12/31/19

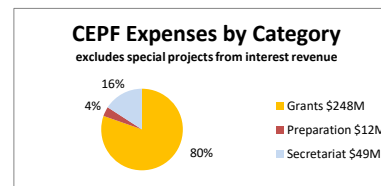
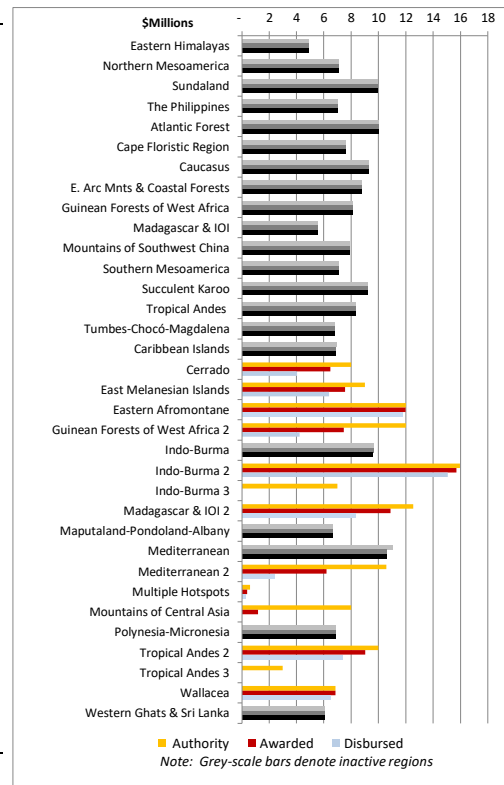
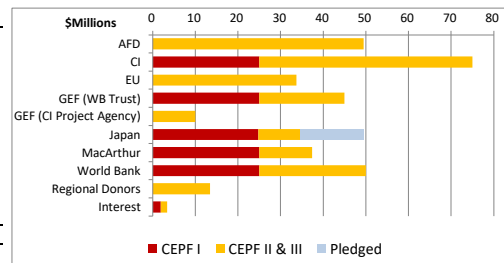
Number of Grantees:	1,335
Amount Granted (US \$000s):	\$ 148,738



CEPF Quarterly Report
Income Statement from Inception to 12/31/19 (US \$000s)

Revenue	CEPF I	CEPF II & III	Total	Pledged
l'Agence Française de Développement	0	49,462	49,462	0
Conservation International	25,000	50,000	75,000	0
European Union	0	33,691	33,691	0
Global Environmental Facility (WB Trust)	25,000	20,000	45,000	0
Global Environmental Facility (CI Project Agency) ²	0	10,000	10,000	0
Government of Japan	24,750	9,875	34,625	14,813
MacArthur Foundation	25,000	12,425	37,425	0
The World Bank	25,000	25,000	50,000	0
Regional Donors ¹	0	13,418	13,418	0
Interest earned	1,871	1,532	3,403	0
Total Revenue to Date	126,621	225,403	352,024	14,813

Expense	CEPF I	CEPF II & III	Total	Total	CEPF II & III
Grants by hotspot	Awarded	Awarded	Awarded	Disbursed	Balance
CEPF I only					
Eastern Himalayas	4,883	0	4,883	4,883	0
Northern Mesoamerica	7,079	0	7,079	7,079	0
Sundaland	9,901	0	9,901	9,901	0
The Philippines	6,970	0	6,970	6,970	0
CEPF I and CEPF II consolidation					
Atlantic Forest	7,615	2,395	10,010	10,010	0
Cape Floristic Region	5,966	1,585	7,551	7,551	0
Caucasus	8,298	990	9,288	9,288	0
E. Arc Mnts & Coastal Forests	7,064	1,726	8,790	8,787	0
Guinean Forests of West Africa	6,165	1,907	8,073	8,073	0
Madagascar & IOI	4,170	1,386	5,556	5,556	0
Mountains of Southwest China	6,535	1,351	7,886	7,888	0
Southern Mesoamerica	5,411	1,636	7,047	7,047	0
Succulent Karoo	7,834	1,387	9,221	9,221	0
Tropical Andes	6,130	2,157	8,287	8,287	0
Tumbes-Chocó-Magdalena	4,952	1,846	6,798	6,798	0
Consolidation (unallocated)	0	0	0	0	56
CEPF II and CEPF III					
Caribbean Islands	0	6,873	6,873	6,874	27
Cerrado	0	6,474	6,474	4,037	1,526
East Melanesian Islands	0	7,564	7,564	6,380	1,436
Eastern Afromontane	0	11,985	11,985	11,744	15
Guinean Forests of West Africa 2	0	7,469	7,469	4,242	4,531
Indo-Burma	0	9,657	9,657	9,539	0
Indo-Burma 2	0	15,703	15,703	15,067	263
Indo-Burma 3	0	0	0	0	7,000
Madagascar & IOI 2	0	10,877	10,877	8,303	1,663
Maputaland-Pondoland-Albany	0	6,647	6,647	6,638	3
Mediterranean	0	10,601	10,601	10,566	416
Mediterranean 2	0	6,194	6,194	2,428	4,384
Mountains of Central Asia	0	1,200	1,200	0	6,800
Multiple Hotspots	0	391	391	239	209
Polynesia-Micronesia	0	6,829	6,829	6,829	0
Tropical Andes 2	0	9,031	9,031	7,394	969
Tropical Andes 3	0	0	0	0	3,000
Wallacea	0	6,848	6,848	6,516	2
Western Ghats & Sri Lanka	0	6,028	6,028	6,016	49
Total Grants to Date	98,974	148,738	247,711	230,149	32,349
Other Expenses to Date					
Preparation	6,714	4,845	11,559		
GEF-PPG	0	200	200		
Special Projects	349	2,803	3,152		
Operations Costs	17,659	31,164	48,823		
Total Other Expenses to Date	24,722	39,013	63,735		
Total Expense	123,695	187,750	311,446		
Fund Balance			40,578		



¹ Regional donors include The Margaret A. Cargill Foundation for IndoBurma and Wallacea; MAVA Foundation and The Prince Albert II of Monaco Foundation for the Mediterranean; and The Leona M. and Harry B. Helmsley Charitable Trust for Madagascar & Indian Ocean Islands and Myanmar.

² Full project value of \$10.682M, of which \$10M is direct support to CEPF program.