

CEPF Quarterly Report
Income Statement for 3 Months Ending 09/30/20

<i>Revenue - CEPF</i>	Current Year
Contributions	1,744,104
Gain/(Loss) on EU Foreign Exchange ¹	43,189
Gain/(Loss) on AFD GCF PPP No 2 Foreign Exchange ¹	916
Regional Donors ⁶	1,700,000
Bank Interest Earned	4,395
Total Revenue	1,748,499

<i>Grants by hotspot</i>	Grants Awarded² 07/01/20 - 09/30/20			Payments on Grants³ 07/01/20 - 09/30/20		
	FY21 Approved Spending Plan	Actual YTD	%	FY21 Approved Spending Plan	Actual YTD	%
Carribbean 2	2,000,000	-	0%	150,000	-	0%
Cerrado	200,000	59,500	30%	2,050,000	394,772	19%
East Melanesian Islands	730,000	401,637	55%	1,050,000	182,162	17%
Guinean Forests of West Africa 2	1,695,000	259,390	15%	2,800,000	142,696	5%
Indo-Burma 2	-	(27,096)	0%	200,000	104,717	52%
Indo-Burma 3	3,000,000	-	0%	1,500,000	97,060	6%
Madagascar & Indian Ocean Islands 2	480,000	(34,269)	-7%	1,600,000	228,497	14%
Mediterranean 2	2,250,000	120,645	5%	2,400,000	396,916	17%
Mountains of Central Asia	2,000,000	-	0%	890,000	93,661	11%
Multiple Hotspots	-	-	0%	120,000	17,396	14%
Tropical Andes 2	350,000	(26,201)	-7%	1,200,000	198,808	17%
Tropical Andes 3	1,500,000	-	0%	100,000	-	0%
Wallacea	-	(141,461)	0%	-	-	0%
Total Grants	14,205,000	612,145	4%	14,060,000	1,856,686	13%

<i>Operational Costs</i>	Spending plan	Actual YTD	%
Operating Costs	3,131,777	702,031	22%
Management Fee	417,245	90,767	22%
Total Operations	3,549,021	792,798	22%

<i>Preparation</i>			%
Total Preparation	350,000	100,411	29%

<i>Special Projects</i>			%
Fundraising	25,177	4,052	16%
Special Events: WCC/CBD and RIT Exchange	85,000	-	0%
Grant Management System & Website ⁴	75,600	48,483	64%
Total Special Projects	185,777	52,534	28%

Total Expense	18,289,798	1,557,889	9%
----------------------	-------------------	------------------	-----------

Fund Balance at 09/30/20

Cash and cash equivalents	31,183,572
Accounts Receivable ⁵	17,810,819
Conservation International	14,648,963
European Union	1,104,245
Global Environment Facility (CI Project Agency)	374,201
MAVA Foundation	460,000
l'Agence Française de Développement	23,410
Walton Family Foundation	500,000
Bloomberg Vibrant Oceans Initiative	700,000
Grants Payable	(16,532,350)
Due (to)/from CI	677,236
Total Fund Balance	33,139,277

¹ Gain/(Loss) on Foreign Exchange: Total change and rates by funder: AFD funds (GCF PPP) loss of \$9,928 from 01/22/19 to 09/30/20 of 1.1370 to 1.1705; EU (AFD administered) loss of \$30,575 from 12/14/19 to first disbursement received on 12/15/19 at a rate of 1.0833; AFD loss of \$109,300 from 12/14/19 to 09/30/20 of 1.1092 to 1.1705; AFD funds (GCF PPP #2) loss of \$916 from 06/04/20 to 09/30/20 of 1.1248 to 1.1705.

² Grants Awarded: Amounts are reported based on the countersignature date of the award. Negative amounts represent grant deobligations.

³ Payments on Grants: Includes payments on grants awarded in prior years.

⁴ Upgrade of CEPF grant management system approved by Donor Council in January 2014

⁵ Accounts Receivable, Dates & Amounts: EU €943,396 (TBD based on spending levels); MAVA \$460,000 (\$200,000 09/30/20, \$180,000 09/30/21, \$80,000 09/30/22); GEF (CI Project Agency) is invoiced quarterly based on cash projection. CI sponsors costs allocated to its funding directly from its operating account when expended by CEPF.

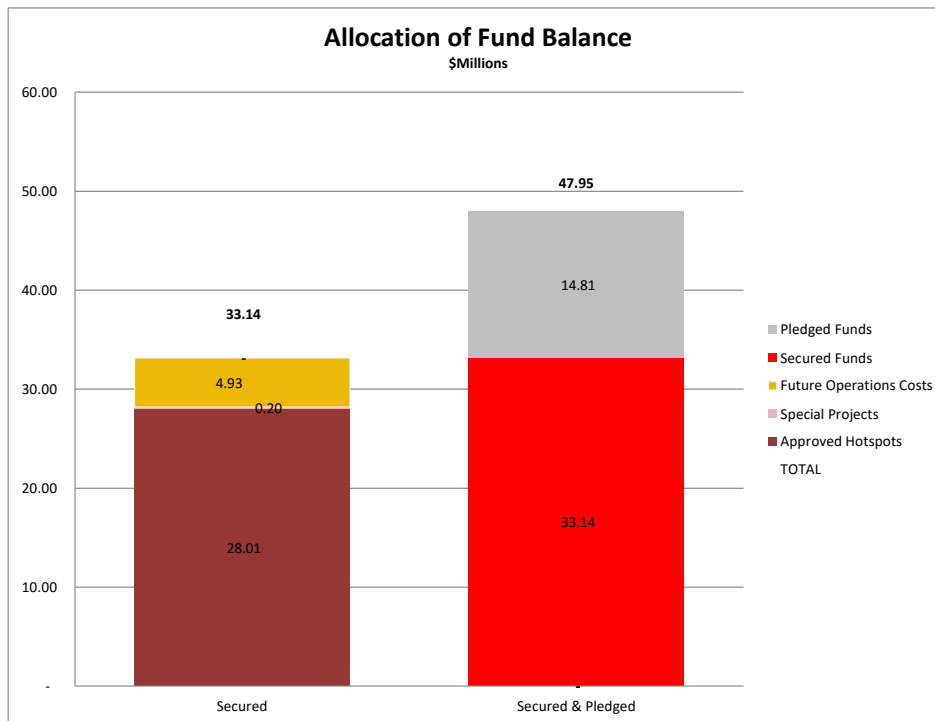
⁶ Regional Donors: Walton Family Foundation \$1,000,000 for Wallacea 2; Bloomberg Vibrant Oceans Initiative \$700,000 for Wallacea 2.

Summary of Available Resources as of 09/30/20

Revenue to Date	353,830,900	
Expenses to Date	320,691,623	
Fund Balance		33,139,277
Allocated to:		
Preparation	-	
Approved Hotspots	28,005,808	
Future Operations Costs	4,931,224	
Special Projects	202,245	
Available for Investment (Secured Funds)²		0
Pledged Funds ¹ :		
Operations Costs	14,813,000	
Preparation	2,221,950	
Balance for Investment (Pledged Funds)		12,591,050
Total Available for Investment - secured and pledged funds		12,591,050
Total Available Resources - secured and pledged funds		47,952,277

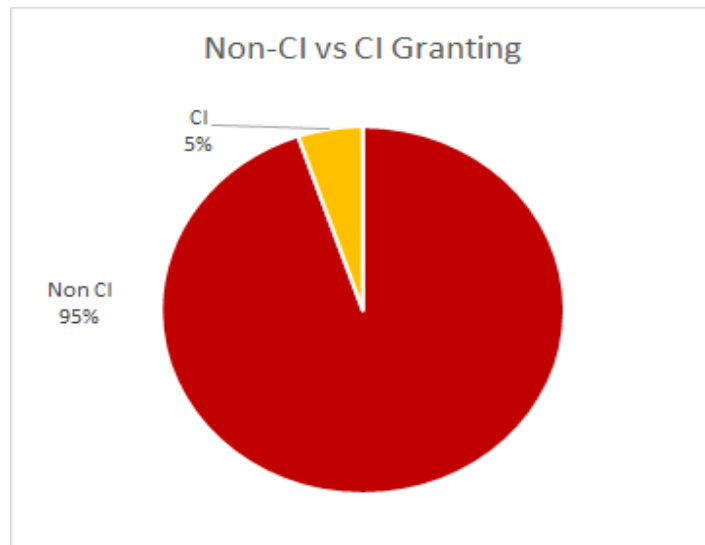
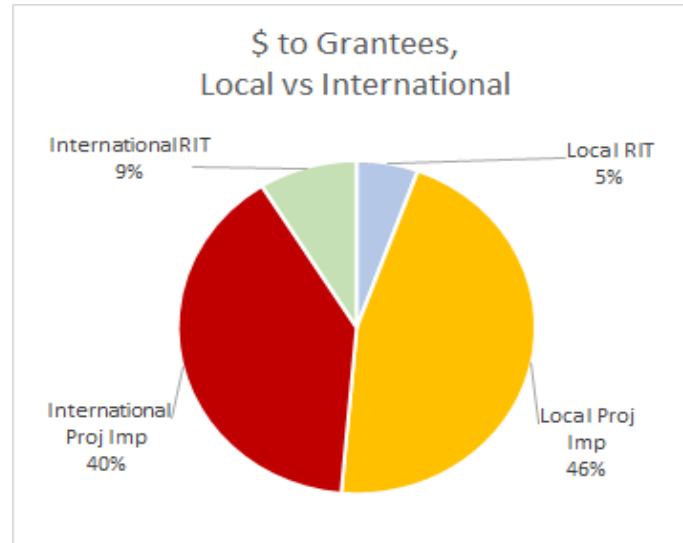
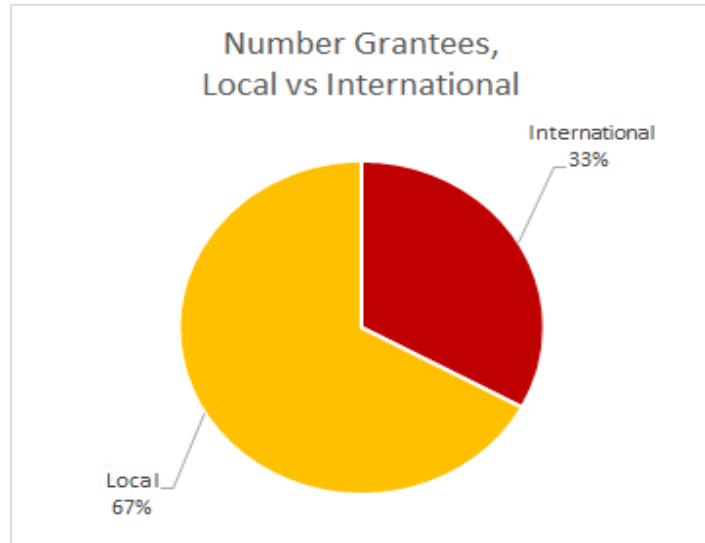
¹ Includes \$14,813,000 from the Government of Japan.

² The secured funds available for investment are fully allocated to planned activities.



CEPF Phase II & III Grant Portfolio as of 09/30/20

Number of Grantees:	1,663
Amount Granted (US \$000s):	\$ 155,181



CEPF Quarterly Report
Income Statement from Inception to 09/30/20 (US \$000s)

Revenue	CEPF I	CEPF II & III	Total	Pledged
L'Agence Française de Développement	0	49,485	49,485	0
Conservation International	25,000	50,000	75,000	0
European Union	0	33,739	33,739	0
Global Environmental Facility (WB Trust)	25,000	20,000	45,000	0
Global Environmental Facility (CI Project Agency) ²	0	10,000	10,000	0
Government of Japan	24,750	9,875	34,625	14,813
MacArthur Foundation	25,000	12,425	37,425	0
The World Bank	25,000	25,000	50,000	0
Regional Donors ¹	0	15,118	15,118	0
Interest earned	1,871	1,568	3,439	0
Total Revenue to Date	126,621	227,210	353,831	14,813

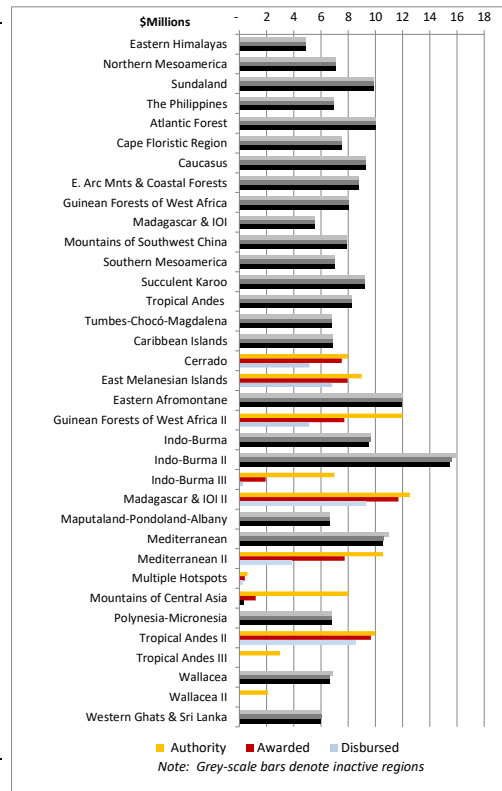
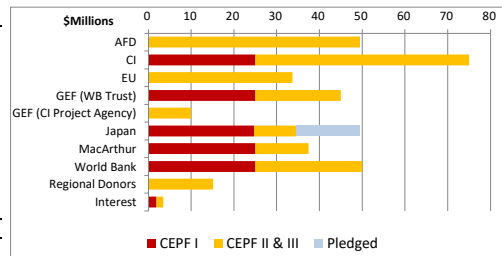
Expense	CEPF I	CEPF II & III	Total	Total	CEPF II & III
Grants by hotspot	Awarded	Awarded	Awarded	Disbursed	Balance
CEPF I only					
Eastern Himalayas	4,883	0	4,883	4,883	0
Northern Mesoamerica	7,079	0	7,079	7,079	0
Sundaland	9,901	0	9,901	9,901	0
The Philippines	6,970	0	6,970	6,970	0
CEPF I and CEPF II consolidation					
Atlantic Forest	7,615	2,395	10,010	10,010	0
Cape Floristic Region	5,966	1,585	7,551	7,551	0
Caucasus	8,298	990	9,288	9,288	0
E. Arc Mnts & Coastal Forests	7,064	1,726	8,790	8,787	0
Guinean Forests of West Africa	6,165	1,907	8,073	8,073	0
Madagascar & IOI	4,170	1,386	5,556	5,556	0
Mountains of Southwest China	6,535	1,351	7,886	7,888	0
Southern Mesoamerica	5,411	1,636	7,047	7,047	0
Succulent Karoo	7,834	1,387	9,221	9,221	0
Tropical Andes	6,130	2,157	8,287	8,287	0
Tumbes-Chocó-Magdalena	4,952	1,846	6,798	6,798	0
Consolidation (unallocated)	0	0	0	0	56
CEPF II and CEPF III					
Caribbean Islands	0	6,873	6,873	6,874	27
Cerrado	0	7,531	7,531	5,165	469
East Melanesian Islands	0	7,947	7,947	6,825	1,053
Eastern Afromontane	0	11,975	11,975	11,962	25
Guinean Forests of West Africa II	0	7,729	7,729	5,123	4,271
Indo-Burma	0	9,657	9,657	9,539	0
Indo-Burma II	0	15,643	15,643	15,490	323
Indo-Burma III	0	1,929	1,929	263	5,071
Madagascar & IOI II	0	11,703	11,703	9,326	837
Maputaland-Pondoland-Albany	0	6,647	6,647	6,638	3
Mediterranean	0	10,601	10,601	10,566	416
Mediterranean II	0	7,734	7,734	3,857	2,844
Mountains of Central Asia	0	1,200	1,200	303	6,800
Multiple Hotspots	0	400	400	283	200
Polynesia-Micronesia	0	6,829	6,829	6,829	0
Tropical Andes II	0	9,673	9,673	8,568	327
Tropical Andes III	0	0	0	0	3,000
Wallacea	0	6,690	6,690	6,655	160
Wallacea II	0	0	0	0	2,100
Western Ghats & Sri Lanka	0	6,055	6,055	6,016	22
Total Grants to Date	98,974	155,181	254,154	237,622	28,006

Other Expenses to Date

Preparation	6,714	5,010	11,724
GEF-PPG	0	200	200
Special Projects	349	2,888	3,236
Operations Costs	17,659	33,718	51,377
Total Other Expenses to Date	24,722	41,816	66,537

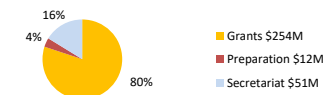
Total Expense 123,695 196,996 320,692

Fund Balance 33,139



CEPF Expenses by Category

excludes special projects from interest revenue



¹ Regional donors include The Margaret A. Cargill Foundation for IndoBurma and Wallacea; MAVA Foundation and The Prince Albert II of Monaco Foundation for the Mediterranean; and The Leona M. and Harry B. Helmsley Charitable Trust for Madagascar & Indian Ocean Islands and Myanmar.

² Full project value of \$10.682M, of which \$10M is direct support to CEPF program.