

**CEPF Quarterly Report**  
**Income Statement for 9 Months Ending 03/31/21**

<i>Revenue - CEPF</i>	<b>Current Year</b>
Contributions	4,126,138
Gain/(Loss) on EU Foreign Exchange <sup>1</sup>	46,208
Gain/(Loss) on AFD GCF PPP No 2 Foreign Exchange <sup>1</sup>	980
Regional Donors <sup>6</sup>	4,078,951
Bank Interest Earned	7,913
<b>Total Revenue</b>	<b>4,134,051</b>

<i>Grants by hotspot</i>	<b>Grants Awarded<sup>2</sup></b> 07/01/20 - 03/31/21			<b>Payments on Grants<sup>3</sup></b> 07/01/20 - 03/31/21		
	<b>FY21 Approved Spending Plan</b>	<b>Actual YTD</b>	<b>%</b>	<b>FY21 Approved Spending Plan</b>	<b>Actual YTD</b>	<b>%</b>
Caribbean 2	2,000,000	-	0%	150,000	-	0%
Cerrado	200,000	377,599	189%	2,050,000	1,388,289	68%
East Melanesian Islands	730,000	672,438	92%	1,050,000	909,774	87%
Guinean Forests of West Africa 2	1,695,000	1,843,350	109%	2,800,000	1,292,771	46%
Indo-Burma 2	-	(231,727)	0%	200,000	117,949	59%
Indo-Burma 3	3,000,000	1,600,000	53%	1,500,000	1,204,367	80%
Madagascar & Indian Ocean Islands 2	480,000	97,631	20%	1,600,000	1,072,236	67%
Mediterranean 2	2,250,000	2,870,589	128%	2,400,000	2,354,543	98%
Mountains of Central Asia	2,000,000	1,464,988	73%	890,000	662,353	74%
Multiple Hotspots	-	99,578	0%	120,000	87,838	73%
Tropical Andes 2	350,000	36,616	10%	1,200,000	804,004	67%
Tropical Andes 3	1,500,000	-	0%	100,000	-	0%
Wallacea	-	(141,461)	0%	-	(20,149)	0%
Wallacea 2	-	1,102,095	0%	-	144,394	0%
<b>Total Grants</b>	<b>14,205,000</b>	<b>9,791,695</b>	<b>69%</b>	<b>14,060,000</b>	<b>10,018,369</b>	<b>71%</b>

<i>Operational Costs</i>	<b>Spending plan</b>	<b>Actual YTD</b>	<b>%</b>
Operating Costs	3,131,777	2,159,818	69%
Management Fee	417,245	271,651	65%
<b>Total Operations</b>	<b>3,549,021</b>	<b>2,431,469</b>	<b>69%</b>

<i>Preparation</i>			<b>%</b>
<b>Total Preparation</b>	<b>350,000</b>	<b>228,129</b>	<b>65%</b>

<i>Special Projects</i>			<b>%</b>
Fundraising	25,177	9,028	36%
Special Events: WCC/CBD and RIT Exchange	85,000	-	0%
Grant Management System & Website <sup>4</sup>	75,600	112,964	149%
<b>Total Special Projects</b>	<b>185,777</b>	<b>121,992</b>	<b>66%</b>

<b>Total Expense</b>	<b>18,289,798</b>	<b>12,573,285</b>	<b>69%</b>
----------------------	-------------------	-------------------	------------

**Fund Balance at 03/31/21**

Cash and cash equivalents		24,588,104
Accounts Receivable <sup>5</sup>		17,265,995
Conservation International	13,096,104	
European Union	1,107,264	
Global Environment Facility (CI Project Agency)	265,467	
MAVA Foundation	80,000	
l'Agence Française de Développement	23,474	
Walton Family Foundation	500,000	
Bloomberg Vibrant Oceans Initiative	350,000	
MAVA Foundation	1,843,687	
Grants Payable		(17,541,896)
Due (to)/from CI		205,551
<b>Total Fund Balance</b>		<b>24,517,754</b>

<sup>1</sup> Gain/(Loss) on Foreign Exchange: Total change and rates by funder: EU (AFD administered) gain of \$46,208 from 06/30/20 to 03/31/21 of 1.1247 to 1.1737, cumulative multi-year loss of \$27,557; AFD loss of \$109,300 from 12/14/19 to 03/31/21 of 1.1092 to 1.1737; AFD funds (GCF PPP #2) gain of \$978 from 06/04/20 to 03/31/21 of 1.1248 to 1.1737.

<sup>2</sup> Grants Awarded: Amounts are reported based on the countersignature date of the award. Negative amounts represent grant deobligations.

<sup>3</sup> Payments on Grants: Includes payments on grants awarded in prior years.

<sup>4</sup> Upgrade of CEPF grant management system approved by Donor Council in January 2014.

<sup>5</sup> Accounts Receivable, Dates & Amounts: EU €943,396 (TBD based on spending levels); MAVA \$80,000 (\$80,000 09/30/22); GEF (CI Project Agency) is invoiced quarterly based on cash projection. CI sponsors costs allocated to its funding directly from its operating account when expensed by CEPF.

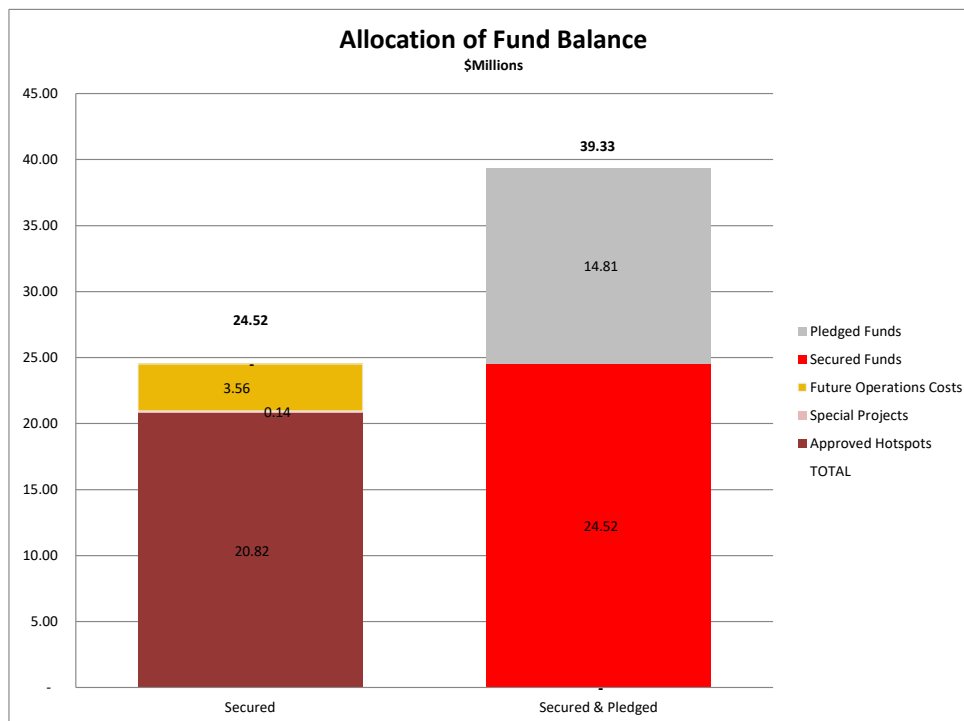
<sup>6</sup> Regional Donors: Walton Family Foundation \$1,000,0.00 for Wallacea 2; Bloomberg Vibrant Oceans Initiative \$700,000 for Wallacea 2; MAVA Foundation \$2,378,951 for Mediterranean 2.

**Summary of Available Resources as of 03/31/21**

Revenue to Date	356,216,452	
Expenses to Date	331,698,698	
<b>Fund Balance</b>		<b>24,517,754</b>
Allocated to:		
Preparation	-	
Approved Hotspots	20,819,579	
Future Operations Costs	3,561,870	
Special Projects	136,306	
<b>Available for Investment (Secured Funds)<sup>2</sup></b>		<b>(0)</b>
Pledged Funds <sup>1</sup> :		
Operations Costs	14,813,000	
Preparation	2,221,950	
<b>Balance for Investment (Pledged Funds)</b>		<b>12,591,050</b>
<b>Total Available for Investment - secured and pledged funds</b>		<b>12,591,050</b>
<b>Total Available Resources - secured and pledged funds</b>		<b>39,330,754</b>

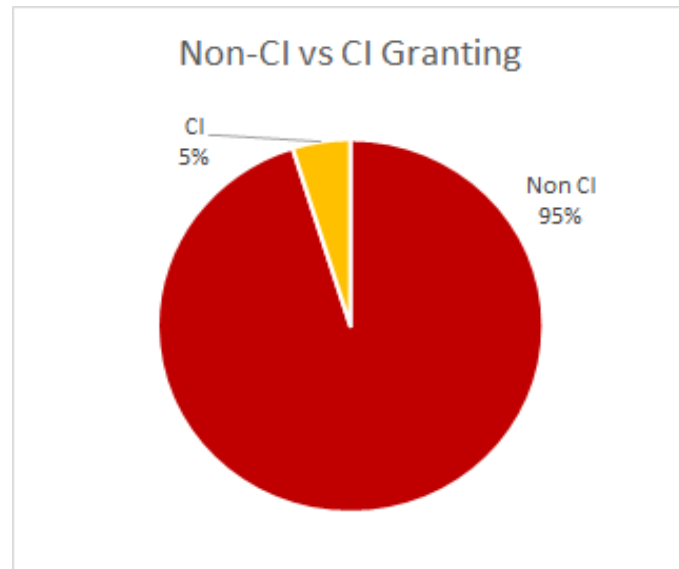
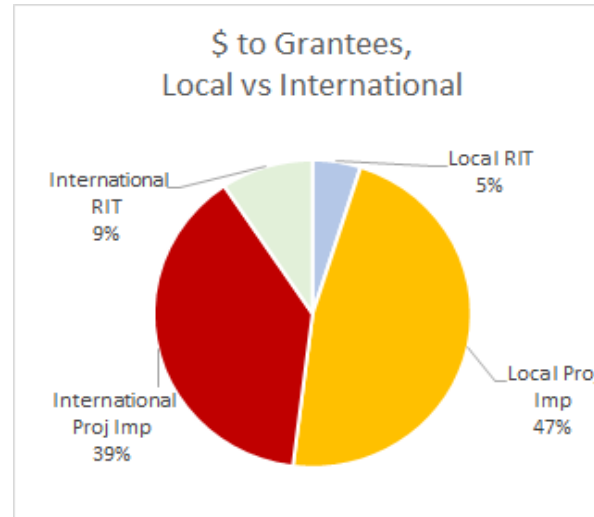
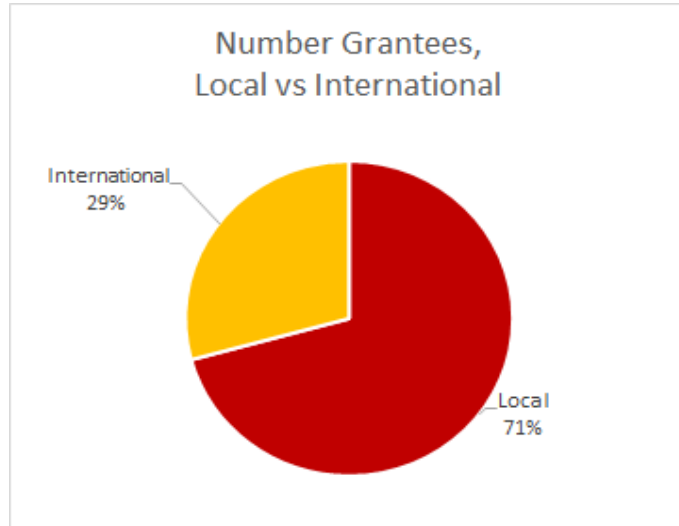
<sup>1</sup> Includes \$14,813,000 from the Government of Japan.

<sup>2</sup> The secured funds available for investment are fully allocated to planned activities.



## CEPF Phase II & III Grant Portfolio as of 03/31/21

Number of Grantees:	1,698
Amount Granted (US \$000s):	\$ 164,352



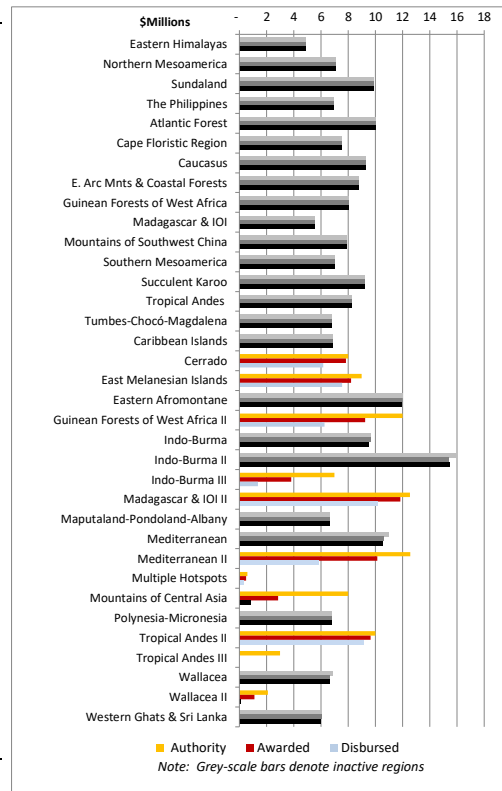
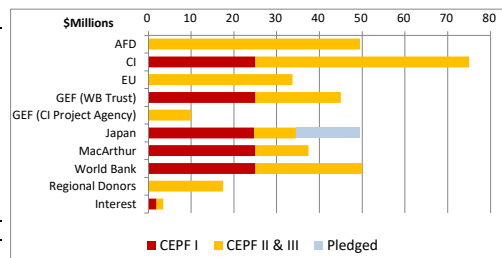
**CEPF Quarterly Report**  
**Income Statement from Inception to 03/31/21 (US \$000s)**

Revenue	CEPF I	CEPF II & III	Total	Pledged
L'Agence Française de Développement	0	49,485	49,485	0
Conservation International	25,000	50,000	75,000	0
European Union	0	33,742	33,742	0
Global Environmental Facility (WB Trust)	25,000	20,000	45,000	0
Global Environmental Facility (CI Project Agency) <sup>2</sup>	0	10,000	10,000	0
Government of Japan	24,750	9,875	34,625	14,813
MacArthur Foundation	25,000	12,425	37,425	0
The World Bank	25,000	25,000	50,000	0
Regional Donors <sup>1</sup>	0	17,497	17,497	0
Interest earned	1,871	1,571	3,442	0
<b>Total Revenue to Date</b>	<b>126,621</b>	<b>229,596</b>	<b>356,216</b>	<b>14,813</b>

Expense	CEPF I	CEPF II & III	Total	Total	CEPF II & III
Grants by hotspot	Awarded	Awarded	Awarded	Disbursed	Balance
<b>CEPF I only</b>					
Eastern Himalayas	4,883	0	4,883	4,883	0
Northern Mesoamerica	7,079	0	7,079	7,079	0
Sundaland	9,901	0	9,901	9,901	0
The Philippines	6,970	0	6,970	6,970	0
<b>CEPF I and CEPF II consolidation</b>					
Atlantic Forest	7,615	2,395	10,010	10,010	0
Cape Floristic Region	5,966	1,585	7,551	7,551	0
Caucasus	8,298	990	9,288	9,288	0
E. Arc Mnts & Coastal Forests	7,064	1,726	8,790	8,787	0
Guinean Forests of West Africa	6,165	1,907	8,073	8,073	0
Madagascar & IOI	4,170	1,386	5,556	5,556	0
Mountains of Southwest China	6,535	1,351	7,886	7,888	0
Southern Mesoamerica	5,411	1,636	7,047	7,047	0
Succulent Karoo	7,834	1,387	9,221	9,221	0
Tropical Andes	6,130	2,157	8,287	8,287	0
Tumbes-Chocó-Magdalena	4,952	1,846	6,798	6,798	0
Consolidation (unallocated)	0	0	0	0	56
<b>CEPF II and CEPF III</b>					
Caribbean Islands	0	6,873	6,873	6,874	27
Cerrado	0	7,849	7,849	6,158	151
East Melanesian Islands	0	8,218	8,218	7,553	782
Eastern Afromontane	0	11,975	11,975	11,962	25
Guinean Forests of West Africa II	0	9,247	9,247	6,273	2,753
Indo-Burma	0	9,657	9,657	9,539	0
Indo-Burma II	0	15,438	15,438	15,504	528
Indo-Burma III	0	3,829	3,829	1,371	3,171
Madagascar & IOI II	0	11,835	11,835	10,169	705
Maputaland-Pondoland-Albany	0	6,647	6,647	6,638	3
Mediterranean	0	10,601	10,601	10,566	416
Mediterranean II	0	10,137	10,137	5,815	2,426
Mountains of Central Asia	0	2,865	2,865	872	5,135
Multiple Hotspots	0	500	500	353	100
Polynesia-Micronesia	0	6,829	6,829	6,829	0
Tropical Andes II	0	9,639	9,639	9,173	361
Tropical Andes III	0	0	0	0	3,000
Wallacea	0	6,690	6,690	6,635	160
Wallacea II	0	1,102	1,102	144	998
Western Ghats & Sri Lanka	0	6,055	6,055	6,016	22
<b>Total Grants to Date</b>	<b>98,974</b>	<b>164,352</b>	<b>263,326</b>	<b>245,784</b>	<b>20,820</b>

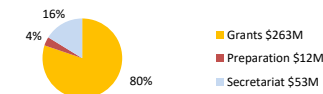
**Other Expenses to Date**

Preparation	6,714	5,138	11,852
GEF-PPG	0	200	200
Special Projects	349	2,957	3,306
Operations Costs	17,659	35,357	53,016
<b>Total Other Expenses to Date</b>	<b>24,722</b>	<b>43,651</b>	<b>68,373</b>
<b>Total Expense</b>	<b>123,695</b>	<b>208,003</b>	<b>331,699</b>
<b>Fund Balance</b>			<b>24,518</b>



**CEPF Expenses by Category**

excludes special projects from interest revenue



<sup>1</sup> Regional donors include Bloomberg Vibrant Oceans Initiative, Walton Family Foundation, and The Margaret A. Cargill Foundation Wallacea; The Margaret A. Cargill Foundation for IndoBurma; MAVA Foundation and The Prince Albert II of Monaco Foundation for the Mediterranean; and The Leona M. and Harry B. Helmsley Charitable Trust for Madagascar & Indian Ocean Islands and Myanmar.

<sup>2</sup> Full project value of \$10.682M, of which \$10M is direct support to CEPF program.